

ModuLED Xtra | Bridgelux Modular Passive Star LED Cooler ø99mm

Mounting Instruction



Bridgelux is a leading provider of high power, cost effective and energy efficient light emitting diode (LED) solutions. Leveraging patented light source technology, Bridgelux LED Arrays replace traditional technologies (such as incandescent, halogen, fluorescent and high intensity discharge lighting) with integrated solid state light sources enabling high performance and energy-efficient products for the general lighting market.

Mounting indicator marks overview

MechaTronix recommends the use of a high thermal conductive interface between the LED module and the LED cooler. Either thermal grease, a thermal pad or a phase change thermal pad thickness 0.1-0.15mm is recommended. Thermal pads or phase change thermal pads can be pre-applied from MechaTronix.



Bridgelux Gen 7 Vero 13 - 18 / Décor Vero 13 - 18 LED Array

Model names

- BXRC-xxx200x-x-7x
- BXRC-xxx400x-x-7x

Mounting

- Direct mounting with 2 self tapping screws M3 x 6mm
- Red indicator marks




Bridgelux Gen 7 Vero 29 / Décor Vero 29 LED Array

Model names

- BXRC-xxx10Kx-x-7x

Mounting

- Direct mounting with 2 self tapping screws M3 x 6mm
- Blue indicator marks




Bridgelux Vero SE 13 - 18 / Décor Vero SE 13 - 18 LED Array

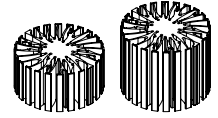
Model names

- BXRC-xxx200x-x-7x-SE
- BXRC-xxx400x-x-7x-SE

Mounting


- Direct mounting with 2 self tapping screws M3 x 6mm
- Red indicator marks





ModuLED Xtra | Bridgelux Modular Passive Star LED Cooler ø99mm

Mounting Instruction



Bridgelux Vero SE 29 & Décor Vero SE 29 LED Array

Model names

- BXRC-xxx10Kx-x-7x-SE

Mounting

- Direct mounting with 2 self tapping screws M3 x 6mm
Red indicator marks



Bridgelux Gen 7 V series V13 LED Array

Model names

- BXRE-xxx200x-x-7x

Mounting

- With Zhaga Book 3 LED holder
BJB spotlight connector 47.319.2025
Ideal Industries Chip-Lok™ holder 50-2103CT
Ledil HEKLA solderless connector FP15949_HEKLA-I
Mounting with 2 self tapping screws M3 x 10mm
Green indicator marks
- With Zhaga Book 11 LED holder
BJB spotlight connector 47.319.6024
Mounting with 2 self tapping screws M3 x 10mm
Orange indicator marks




Bridgelux Gen 7 V series V18 LED Array

Model names

- BXRE-xxx400x-x-7x

Mounting

- With Zhaga Book 3 LED holder
BJB spotlight connector 47.319.2025
Mounting with 2 self tapping screws M3 x 10mm
Green indicator marks



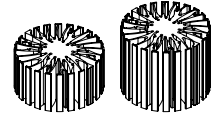

Bridgelux Gen 7 V series V22 LED Array

Model names

- BXRE-xxx650x-x-7x

Mounting

- With Zhaga Book 3 LED holder
BJB spotlight connector 47.319.2030
Ideal Industries Chip-Lok™ holder 50-2204CT
Bender+Wirth 431 Typ 2
Mounting with 2 self tapping screws M3 x 10mm
Green indicator marks



ModuLED Xtra | Bridgelux Modular Passive Star LED Cooler ø99mm

Mounting Instruction



Bridgelux Gen 7 V series V9 HD LED Array

Model names

- BXRH-xxx300x-D-73

Mounting

- With Zhaga Book 3 LED holder
Bender+Wirth 496 Typ Z1
Mounting with 2 self tapping screws M3 x 10mm
Green indicator marks



Bridgelux Vesta Series Dim-To-Warm 13mm - 15mm LED Array

Model names

- BXRV-DR-xxxxx-3000-A-13

Mounting

- With Zhaga Book 3 LED holder
Bender+Wirth 491 Typ L8
Mounting with 2 self tapping screws M3 x 10mm
Green indicator marks