

ø86 x H30 / 50 / 80 (mm)
Rth 1.8 - 1.5 - 1.2 °C/W
Power Pd 28 - 33 - 42 W

MORE PRODUCT DETAILS

ModuLED Micro | Osram PrevaLED Modular Passive Star LED Cooler ø86mm

Mounting Instruction

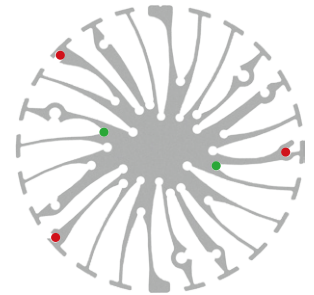


LED Light for you
powered by OSRAM
CERTIFIED PARTNER

With the PrevaLED Core and PrevaLED Core AC, Osram leads the path of versatile LED light modules interchangeable according Zhaga book 3 specifications. With an initial color binning below 3 steps Mc Adam, a wide range of lumen packages from 1.100lm all the way up to 5.000lm and a broad availability of color temperatures, the Osram PrevaLED Core found it's strive in high-end shop and down light applications with an uncompromised lighting quality.

Mounting indicator marks overview

MechaTronix recommends the use of a high thermal conductive interface between the LED module and the LED cooler. Either thermal grease, a thermal pad or a phase change thermal pad thickness 0.1-0.15mm is recommended. Thermal pads or phase change thermal pads can be pre-applied from MechaTronix.




Osram PrevaLED Core Z3

Model names

- PL-CORE-1100-xxx-Z3
- PL-CORE-2000-xxx-Z3
- PL-CORE-3000-xxx-Z3
- PL-CORE-5000-xxx-Z3

Mounting

- Direct mounting with 2 self tapping screws M3 x 10mm
- Green indicator marks



Osram PrevaLED Core Z4

Model names

- PL-CORE-Z4-2000-xxx
- PL-CORE-Z4-3000-xxx
- PL-CORE-Z4-4500-xxx
- PL-CORE-Z4-5000-xxx

Mounting

- Direct mounting with 2 self tapping screws M3 x 10mm
- Green indicator marks



Osram PrevaLED Core AC

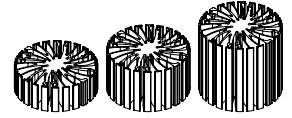

Model names

- PL-CORE-AC-800xx
- PL-CORE-AC-2000xx

Mounting

- Direct mounting with 2 self tapping screws M3 x 10mm
- Green indicator marks





ø86 x H30 / 50 / 80 (mm)
Rth 1.8 - 1.5 - 1.2 °C/W
Power Pd 28 - 33 - 42 W

[MORE PRODUCT DETAILS](#)

ModuLED Micro | Osram PrevaLED Modular Passive Star LED Cooler ø86mm

Mounting Instruction

Osram PrevaLED Core AC PRO

Model names

- PL-CORE-AC-PRO-2000-xxx
- PL-CORE-AC-PRO-3000-xxx

Mounting

- Direct mounting with 2 self tapping screws M3 x 10mm
Green indicator marks



Osram PrevaLED Cube G2

Model names

- PL-CUBE-1100-xxx-0.35A-G2
- PL-CUBE-2000-xxx-0.5A-G2
- PL-CUBE-3000-xxx-0.7A-G2

Mounting

- Direct mounting with 3 self tapping screws M3 x 10mm
Red indicator marks



Osram PrevaLED Cube AC

Model names

- LEP-CUB-AC-xxx-G1
- PL-CUBE-AC-2000-xxx-G2
- PL-CUBE-AC-3000-xxx-G2

Mounting

- Direct mounting with 3 self tapping screws M3 x 10mm
Red indicator marks

