

ø99 x H50 / 80 (mm)
 Rth 1.34 - 1.02 °C/W
 Power Pd 37.3 - 48.9 W

[MORE PRODUCT DETAILS](#)

ModuLED | Bridgelux Modular Passive Star LED Cooler ø99mm

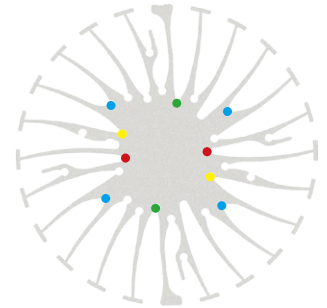
Mounting Instruction



Bridgelux is a leading provider of high power, cost effective and energy efficient light emitting diode (LED) solutions. Leveraging patented light source technology, Bridgelux LED Arrays replace traditional technologies (such as incandescent, halogen, fluorescent and high intensity discharge lighting) with integrated solid state light sources enabling high performance and energy-efficient products for the general lighting market.

Mounting indicator marks overview

MechaTronix recommends the use of a high thermal conductive interface between the LED module and the LED cooler. Either thermal grease, a thermal pad or a phase change thermal pad thickness 0.1-0.15mm is recommended. Thermal pads or phase change thermal pads can be pre-applied from MechaTronix.



Bridgelux Gen 7 Vero 13 - 18 / Décor Vero 13 - 18 LED Array

Model names

- BXRC-xxx200x-x-7x
- BXRC-xxx400x-x-7x

Mounting

- Direct mounting with 2 self tapping screws M3 x 6mm
- Green indicator marks



Bridgelux Vero SE 13 - 18 / Décor Vero SE 13 - 18 LED Array

Model names

- BXRC-xxx200x-x-7x-SE
- BXRC-xxx400x-x-7x-SE

Mounting

- Direct mounting with 2 self tapping screws M3 x 6mm
- Green indicator marks





Bridgelux Gen 7 V series V13 LED Array

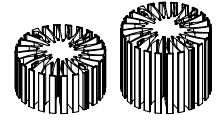
Model names

- BXRE-xxx200x-x-7x

Mounting

- Direct mounting with 2 self tapping screws M3 x 6mm
- Red indicator marks
- With Zhaga Book 3 LED holder
 BJB spotlight connector 47.319.2025
 Ideal Industries Chip-Lok™ holder 50-2103CT
 Ledil HEKLA solderless connector FP15949_HEKLA-I
 Mounting with 2 self tapping screws M3 x 10mm
- Green indicator marks
- With Zhaga Book 11 LED holder
 BJB spotlight connector 47.319.6024
 Mounting with 2 self tapping screws M3 x 10mm
- Orange indicator marks





ø99 x H50 / 80 (mm)
Rth 1.34 - 1.02 °C/W
Power Pd 37.3 - 48.9 W

[MORE PRODUCT DETAILS](#)

ModuLED | Bridgelux Modular Passive Star LED Cooler ø99mm

Mounting Instruction



Bridgelux Gen7 V series V 18 LED Array

Model names

- BXRE->xxx400x-x-7x

Mounting

- With Zhaga Book 3 LED holder
BJB spotlight connector 47.319.2350
Mounting with 2 self tapping screws M3 x 10mm
Green indicator marks



Bridgelux Gen7 V series V 22 LED Array

Model names

- BXRE->xxx650x-x-7x

Mounting

- Direct mounting with 2 self tapping screws M3 x 6mm
Yellow indicator marks
- With Zhaga Book 3 LED holder
BJB spotlight connector 47.319.2030
Ideal Industries Chip-Lok™ holder 50-2204CT
Bender+Wirth 431 Typ 2
Mounting with 2 self tapping screws M3 x 10mm
Green indicator marks



Bridgelux Gen 7 V series V9 HD LED Array

Model names

- BXRH->xxx300x-D-73

Mounting

- Direct mounting with 2 self tapping screws M3 x 6mm
Red indicator marks
- With Zhaga Book 3 LED holder
Bender+Wirth 496 Typ Z1
Mounting with 2 self tapping screws M3 x 10mm
Green indicator marks



Bridgelux Vesta series Dim-To-Warm 15mm LED Array

Model names

- BXRV-DR->xxxxx-3000-A-13

Mounting

- With Zhaga Book 3 LED holder
Bender+Wirth LED holder 491 Typ L8
Mounting with 2 self tapping screws M3 x 6mm
Green indicator marks