

ø86 x H30 / 60 (mm)  
Rth 2.08 - 1.56 °C/W  
Power Pd 24 - 32 W

[MORE PRODUCT DETAILS](#)

## CoolStar® 86 Designer series Osram PrevaLED LED Star Cooler ø86mm

### Mounting Instruction


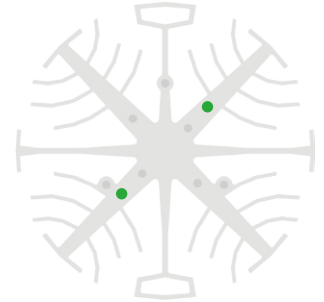


**LED** Light for you  
powered by OSRAM  
CERTIFIED PARTNER

With the PrevaLED Core and PrevaLED Core AC, Osram leads the path of versatile LED light modules interchangeable according Zhaga book 3 specifications. With an initial color binning below 3 steps Mc Adam, a wide range of lumen packages from 1.100lm all the way up to 5.000lm and a broad availability of color temperatures, the Osram PrevaLED Core found it's strive in high-end shop and down light applications with an uncompromised lighting quality.

#### Mounting indicator marks overview

MechaTronix recommends the use of a high thermal conductive interface between the LED module and the LED cooler. Either thermal grease, a thermal pad or a phase change thermal pad thickness 0.1-0.15mm is recommended. Thermal pads or phase change thermal pads can be pre-ap



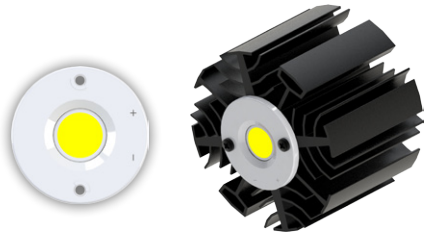
#### Osram PrevaLED Core AC G2

##### Model names

- PL-CORE AC -800-xxx
- PL-CORE AC-2000-xxx

##### Mounting

- Direct mounting with 2 screws M3 x 10mm
- Green indicator marks




#### Osram PrevaLED Core G7 L15 H1

##### Model names

- PL-CORE-G7 3000-xxx L15 H1
- PL-CORE-G7 5000-xxx L15 H1

##### Mounting

- Direct mounting with 2 screws M3 x 10mm
- Green indicator marks



#### Osram PrevaLED Core G7 Food / Fashion

##### Model names

- PL-CORE-G7 2000-927 L15 H1
- PL-CORE-G7 2000-Sxx L15 H1
- PL-CORE-G7 3000-927 L15 H1
- PL-CORE-G7 3000-Sxx L15 H1
- PL-CORE-G7 5000-927 L15 H1
- PL-CORE-G7 5000-Sxx L15 H1

##### Mounting

- Direct mounting with 2 screws M3 x 10mm
- Green indicator marks



#### Osram PrevaLED Core AC PRO

##### Model names

- PL-CORE-AC-PRO-3000-xxx

##### Mounting

- Direct mounting with 2 screws M3 x 10mm
- Green indicator marks