

ø47 x H40 / 60 (mm)  
Rth 5.0 - 4.17 °C/W  
Power Pd 10 - 12 W

[MORE PRODUCT DETAILS](#)

## CoolStar® 47 Designer series Bridgelux LED Star Cooler ø47mm


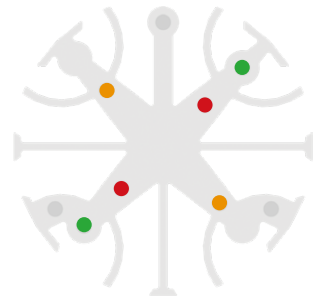
### Mounting Instructions



Bridgelux is a leading provider of high power, cost effective and energy efficient light emitting diode (LED) solutions. Leveraging patented light source technology, Bridgelux LED Arrays replace traditional technologies (such as incandescent, halogen, fluorescent and high intensity discharge lighting) with integrated solid state light sources enabling high performance and energy-efficient products for the general lighting market.

#### Mounting indicator marks overview

MechaTronix recommends the use of a high thermal conductive interface between the LED module and the LED cooler. Either thermal grease, a thermal pad or a phase change thermal pad thickness 0.1-0.15mm is recommended. Thermal pads or phase change thermal pads can be pre-applied from MechaTronix.




#### Bridgelux Gen 7 Vero 13 - 18 / Décor Vero 13 - 18 LED Array

##### Model names

- BXRC-xxx200x-x-7x
- BXRC-xxx400x-x-7x

##### Mounting

- Direct mounting with 2 screws M3 x 6mm
- Green indicator marks




#### Bridgelux Vero SE 13 - 18 / Décor Vero SE 13 - 18 LED Array

##### Model names

- BXRC-xxx200x-x-7x-SE
- BXRC-xxx400x-x-7x-SE

##### Mounting

- Direct mounting with 2 screws M3 x 6mm
- Green indicator marks



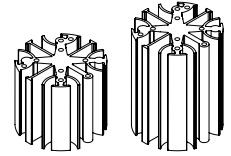

#### Bridgelux Gen 7 V series V8 LED Array

##### Model names

- BXRE-xxx080x-x-7x

##### Mounting

- With Zhaga Book 3 LED holder
- Ledil HEKLA solderless connector FP15490\_HEKLA-A
- Mounting with 2 screws M3 x 6mm
- Green indicator marks



ø47 x H40 / 60 (mm)  
Rth 5.0 - 4.17 °C/W  
Power Pd 10 - 12 W

[MORE PRODUCT DETAILS](#)

## CoolStar® 47 Designer series Bridgelux LED Star Cooler ø47mm

### Mounting Instructions


#### Bridgelux Gen 7 V series V10 LED Array

##### Model names

- BXRE->xxx100x-x-7x

##### Mounting

- Direct mounting with 2 screws M3 x 6mm  
Green indicator marks
- With Zhaga Book 11 LED holder  
BJB spotlight connector 47.319.6060  
Ideal Industries Chip-Lok™ holder 50-2002CT  
Mounting with 2 screws M3 x 6mm  
Orange indicator marks
- With Zhaga Book 3 LED holder  
Ledil HEKLA solderless connector FP15501\_HEKLA-C  
Mounting with 2 screws M3 x 6mm  
Green indicator marks




#### Bridgelux Gen 7 V series V13 LED Array

##### Model names

- BXRE->xxx200x-x-7x

##### Mounting

- With Zhaga Book 11 LED holder  
BJB spotlight connector 47.319.6204  
Mounting with 2 screws M3 x 6mm  
Orange indicator marks
- With Zhaga Book 3 LED holder  
BJB spotlight connector 47.319.2025  
Ideal Industries Chip-Lok™ holder 50-2103CT  
Ledil HEKLA solderless connector FP15949\_HEKLA-I  
Mounting with 2 screws M3 x 6mm  
Green indicator marks




#### Bridgelux Gen7 V series V 18 LED Array

##### Model names

- BXRE->xxx400x-x-7x

##### Mounting

- With Zhaga Book 3 LED holder  
BJB spotlight connector 47.319.2350  
Mounting with 2 screws M3 x 6mm  
Green indicator marks




#### Bridgelux Gen 7 V series V4 HD LED Array

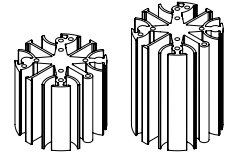

##### Model names

- BXRH->xxx060x-A-73

##### Mounting

- With Zhaga Book 3 LED holder  
Ledil HEKLA solderless connector FP15490\_HEKLA-A  
Mounting with 2 screws M3 x 6mm  
Green indicator marks






ø47 x H40 / 60 (mm)  
Rth 5.0 - 4.17 °C/W  
Power Pd 10 - 12 W

[MORE PRODUCT DETAILS](#)

## CoolStar® 47 Designer series Bridgelux LED Star Cooler ø47mm

### Mounting Instructions




#### Bridgelux Gen 7 V series V6 HD LED Array

##### Model names

- BXRH-xxx100x-B-73

##### Mounting

- Direct mounting with 2 screws M3 x 6mm  
Red indicator marks
- With Zhaga Book 3 LED holder  
Bender+Wirth 464 Typ 1  
Mounting with 2 screws M3 x 6mm  
Green indicator marks




#### Bridgelux Gen 7 V series V9 HD LED Array

##### Model names

- BXRH-xxx300x-D-73

##### Mounting

- With Zhaga Book 3 LED holder  
Bender+Wirth 496 Typ Z1  
Mounting with 2 screws M3 x 6mm  
Green indicator marks




#### Bridgelux Vesta series Tunable White 9mm LED Array

##### Model names

- BXRV-TR-xxxG-1000-A-15

##### Mounting

- With Zhaga Book 3 LED holder  
BJB spotlight connector 47.319.2360  
Bender+Wirth LED holder 489 Typ L8  
Mounting with 2 screws M3 x 6mm  
Green indicator marks




#### Bridgelux Vesta Series Tunable White 13mm LED Array

##### Model names

- BXRV-TR-xxxG-2000-A-15

##### Mounting

- With Zhaga Book 3 LED holder  
BJB spotlight connector 47.319.2370  
Bender+Wirth LED holder 492 Typ L8  
Mounting with 2 screws M3 x 6mm  
Green indicator marks



#### Bridgelux Vesta series Dim-To-Warm 9mm LED Array

##### Model names

- BXRV-DR-xxx-1000-x-13

##### Mounting

- With Zhaga Book 3 LED holder  
Bender+Wirth LED holder 490 type L8  
Mounting with 2 screws M3 x 6mm  
Green indicator marks
- With Zhaga Book 11 LED holder  
BJB spotlight connector 47.319.6380  
Mounting with 2 screws M3 x 6mm  
Orange indicator marks