

ø152 x H200 (mm)
 Rth 0.34 °C/W
 Power Pd 150 W

[MORE PRODUCT DETAILS](#)

CoolBay® Giga-A Luminus Advanced High Bay LED Cooler ø152mm

Mounting Options


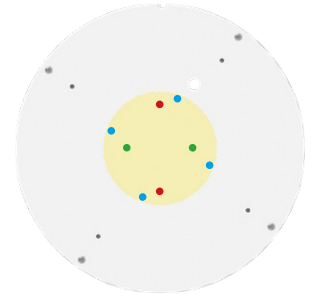


The CoolBay® Giga-A comes with mounting patterns for the broadly used 28x28mm COB and 38x38mm COB sizes, as well as with the Zhaga Book 3 mounting holes to accommodate a wide range of LED holders for various brands.

The wetting (contact between the LED engine and the LED cooler) is lifespan for these high power leds, so we suggest you to measure besides the Tc point also a place on the LED cooler near the contact area - when a temperature difference is observed than 10°C between these 2 points there is a potential contact issue.

Mounting indicator marks overview

MechaTronix recommends the use of a high thermal conductive interface between the LED module and the LED cooler. Either thermal grease, a thermal pad or a phase change thermal pad thickness 0.1-0.15mm is recommended. Thermal pads or phase change thermal pads can be pre-applied from MechaTronix.




Luminus Gen 4 COB Array

Model names

- CXM-22
- CGM-22

Mounting

- With Zhaga Book 3 LED holder
 BJB spotlight connector 47.319.2033
 Bender+Wirth 631a
 Mounting with 4 screws M3 x 6mm
 Green indicator marks




Luminus Gen 4 COB Array

Model names

- CXM-22

Mounting

- Direct mounting with 2 screws M3 x 4mm
 Red indicator marks
- With LED holder
 BJB spotlight connector 47.319.4160
 Mounting with 4 screws M3 x 6mm
 Blue indicator marks



Luminus Gen 3 COB Array

Model names

- CXM-32 (AC)

Mounting

- Direct mounting with 2 screws M3 x 4mm
 Red indicator marks
- With LED holder
 BJB spotlight connector 47.319.4160
 Mounting with 4 screws M3 x 6mm
 Blue indicator marks